

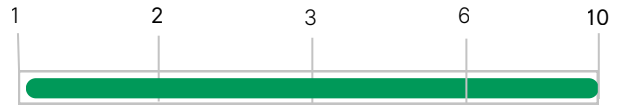
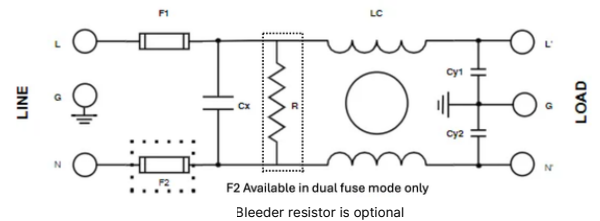

Features:

- Integral IEC C14 Connector
- Rated currents up to 10 A
- Single Fuse/Double Fuse Option
- Excellent conducted attenuation Performance

Applications:

- Power Systems
- Electronic Equipment
- Frequency convertors
- Stepper motor drives and UPS/Inverters

Performance Indicator:


Rated Current (A):

Type Circuit Diagram:

DATASHEET
SINGLE PHASE IEC INLET WITH FUSE TYPE - MF310


These series range of IEC inlet type filters with fuses suppress undesirable electrical disturbances in Power Lines. They limit the amplitude of interfering voltages on AC power lines and prevent them from propagating into or out of the filtered equipment


Technical Specifications:


Maximum Continuous Operating Voltage	:250 VAC, 50/60Hz (UL Approval) 250 VDC
Operating Frequency	:DC to 400Hz
Current ratings	:1A to 10A @40°C
High Potential test voltage	:L+N - G 2250VDC for 2 Sec. L-N 1450VDC for 2 Sec.
Overload Capability	:135% of Rated current for 15 minutes
Design Corresponding to	:UL 60939-3, CSA 22.2 No. 8-13 and IEC 60939-1&2
Flammability corresponding to	:UL 94 V-0
Temperature range	: -25°C to +100°C
Climatic Category	:25/100/21

Ordering Information


Standard Version : High Performance					
Model Number	Part Number	Current Rating @40°C(A)	Leakage Current @250 VAC/50Hz (mA)	Output Termination 	Min.Weight (g)
MF310-112-1-4	E100012-2	1	0.34	-4	80
MF310-112-2-4	E113176-1	2	0.34	-4	80
MF310-112-3-4	E100012-3	3	0.34	-4	80
MF310-112-6-4	E100012-4	6	0.34	-4	80
MF310-112-10-4	E100012-5	10	0.34	-4	80
MF310-122-1-4	E100012-6	1	0.34	-4	80
MF310-122-2-4	E113177-1	2	0.34	-4	80
MF310-122-3-4	E100012-7	3	0.34	-4	80
MF310-122-6-4	E100012-8	6	0.34	-4	80
MF310-122-10-4	E100012-9	10	0.34	-4	80
MF310-512-1-4	E113175-1	1	0.34	-4	80
MF310-512-2-4	E113178-1	2	0.34	-4	80
MF310-512-3-4	E113179-1	3	0.34	-4	80
MF310-512-6-4	E113180-1	6	0.34	-4	80
MF310-512-10-4	E113181-1	10	0.34	-4	80
MF310-522-1-4	E113182-1	1	0.34	-4	80
MF310-522-2-4	E113183-1	2	0.34	-4	80
MF310-522-3-4	E113184-1	3	0.34	-4	80
MF310-522-6-4	E113185-1	6	0.34	-4	80
MF310-522-10-4	E113186-1	10	0.34	-4	80

Safety Version : High Performance					
Model Number	Part Number	Current Rating @40°C(A)	Leakage Current @250 VAC/50Hz (mA)	Output Termination 	Min.Weight (g)
MF310-112S-1-4	E113191-1	1	0.16	-4	80
MF310-112S-2-4	E113192-1	2	0.16	-4	80
MF310-112S-3-4	E113193-1	3	0.16	-4	80
MF310-112S-6-4	E113194-1	6	0.16	-4	80
MF310-112S-10-4	E113195-1	10	0.16	-4	80
MF310-122S-1-4	E113196-1	1	0.16	-4	80
MF310-122S-2-4	E113197-1	2	0.16	-4	80
MF310-122S-3-4	E113198-1	3	0.16	-4	80
MF310-122S-6-4	E113199-1	6	0.16	-4	80
MF310-122S-10-4	E113200-1	10	0.16	-4	80
MF310-512S-1-4	E113201-1	1	0.16	-4	80
MF310-512S-2-4	E113202-1	2	0.16	-4	80
MF310-512S-3-4	E113315-1	3	0.16	-4	80
MF310-512S-6-4	E113316-1	6	0.16	-4	80
MF310-512S-10-4	E113317-1	10	0.16	-4	80
MF310-522S-1-4	E113318-1	1	0.16	-4	80
MF310-522S-2-4	E113319-1	2	0.16	-4	80
MF310-522S-3-4	E113320-1	3	0.16	-4	80
MF310-522S-6-4	E113321-1	6	0.16	-4	80
MF310-522S-10-4	E113322-1	10	0.16	-4	80

Medical Version : High Performance					
Model Number	Part Number	Current Rating @40°C(A)	Leakage Current @250 VAC/50Hz (mA)	Output Termination 	Min.Weight (g)
MF310-112M-1-4	E101034-2	1	0	-4	80
MF310-112M-2-4	E113187-1	2	0	-4	80
MF310-112M-3-4	E101034-3	3	0	-4	80
MF310-112M-6-4	E101034-4	6	0	-4	80
MF310-112M-10-4	E101034-5	10	0	-4	80
MF310-122M-1-4	E101035-2	1	0	-4	80
MF310-122M-2-4	E113188-1	2	0	-4	80
MF310-122M-3-4	E101035-3	3	0	-4	80
MF310-122M-6-4	E101035-4	6	0	-4	80
MF310-122M-10-4	E101035-5	10	0	-4	80
MF310-512M-1-4	E113189-1	1	0	-4	80
MF310-512M-2-4	E113190-1	2	0	-4	80
MF310-512M-3-4	E113323-1	3	0	-4	80
MF310-512M-6-4	E113324-1	6	0	-4	80
MF310-512M-10-4	E113325-1	10	0	-4	80
MF310-522M-1-4	E113326-1	1	0	-4	80
MF310-522M-2-4	E113327-1	2	0	-4	80
MF310-522M-3-4	E113328-1	3	0	-4	80
MF310-522M-6-4	E113329-1	6	0	-4	80
MF310-522M-10-4	E113330-1	10	0	-4	80

Standard Version : Very High Performance					
Model Number	Part Number	Current Rating @40°C(A)	Leakage Current @250 VAC/50Hz (mA)	Output Termination 	Min.Weight (g)
MF310-113-1-4	E113331-1	1	0.34	-4	80
MF310-113-2-4	E113332-1	2	0.34	-4	80
MF310-113-3-4	E113333-1	3	0.34	-4	80
MF310-113-6-4	E113334-1	6	0.34	-4	80
MF310-113-10-4	E113351-1	10	0.34	-4	80
MF310-123-1-4	E113352-1	1	0.34	-4	80
MF310-123-2-4	E113353-1	2	0.34	-4	80
MF310-123-3-4	E113354-1	3	0.34	-4	80
MF310-123-6-4	E113355-1	6	0.34	-4	80
MF310-123-10-4	E113356-1	10	0.34	-4	80
MF310-513-1-4	E113357-1	1	0.34	-4	80
MF310-513-2-4	E113358-1	2	0.34	-4	80
MF310-513-3-4	E113359-1	3	0.34	-4	80
MF310-513-6-4	E113360-1	6	0.34	-4	80
MF310-513-10-4	E113361-1	10	0.34	-4	80
MF310-523-1-4	E113362-1	1	0.34	-4	80
MF310-523-2-4	E113363-1	2	0.34	-4	80
MF310-523-3-4	E113364-1	3	0.34	-4	80
MF310-523-6-4	E113365-1	6	0.34	-4	80
MF310-523-10-4	E113366-1	10	0.34	-4	80

Ordering Information

Safety Version: Very High Performance					
Model Number	Part Number	Current Rating @40°C(A)	Leakage Current @250 VAC/50Hz (mA)	Output Termination 	Min.Weight (g)
MF310-113S-1-4	E113335-1	1	0.16	-4	80
MF310-113S-2-4	E113336-1	2	0.16	-4	80
MF310-113S-3-4	E113337-1	3	0.16	-4	80
MF310-113S-6-4	E113338-1	6	0.16	-4	80
MF310-113S-10-4	E113339-1	10	0.16	-4	80
MF310-123S-1-4	E113340-1	1	0.16	-4	80
MF310-123S-2-4	E113341-1	2	0.16	-4	80
MF310-123S-3-4	E113342-1	3	0.16	-4	80
MF310-123S-6-4	E113343-1	6	0.16	-4	80
MF310-123S-10-4	E113344-1	10	0.16	-4	80
MF310-513S-1-4	E113345-1	1	0.16	-4	80
MF310-513S-2-4	E113346-1	2	0.16	-4	80
MF310-513S-3-4	E113347-1	3	0.16	-4	80
MF310-513S-6-4	E113348-1	6	0.16	-4	80
MF310-513S-10-4	E113349-1	10	0.16	-4	80
MF310-523S-1-4	E113350-1	1	0.16	-4	80
MF310-523S-2-4	E113351-1	2	0.16	-4	80
MF310-523S-3-4	E113352-1	3	0.16	-4	80
MF310-523S-6-4	E113353-1	6	0.16	-4	80
MF310-523S-10-4	E113354-1	10	0.16	-4	80

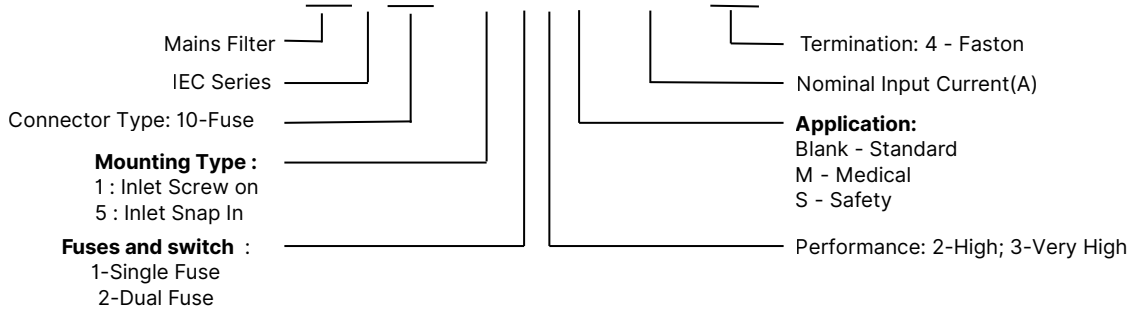
Medical Version :Very High Performance					
Model Number	Part Number	Current Rating @40°C(A)	Leakage Current @250 VAC/50Hz (mA)	Output Termination	Min.Weight (g)
MF310-113M-1-4	E113355-1	1	0	-4	80
MF310-113M-2-4	E113356-1	2	0	-4	80
MF310-113M-3-4	E113357-1	3	0	-4	80
MF310-113M-6-4	E113358-1	6	0	-4	80
MF310-113M-10-4	E113359-1	10	0	-4	80
MF310-123M-1-4	E113360-1	1	0	-4	80
MF310-123M-2-4	E113361-1	2	0	-4	80
MF310-123M-3-4	E113362-1	3	0	-4	80
MF310-123M-6-4	E113363-1	6	0	-4	80
MF310-123M-10-4	E113364-1	10	0	-4	80
MF310-513M-1-4	E113365-1	1	0	-4	80
MF310-513M-2-4	E113366-1	2	0	-4	80
MF310-513M-3-4	E113367-1	3	0	-4	80
MF310-513M-6-4	E113368-1	6	0	-4	80
MF310-513M-10-4	E113369-1	10	0	-4	80
MF310-523M-1-4	E113370-1	1	0	-4	80
MF310-523M-2-4	E113371-1	2	0	-4	80
MF310-523M-3-4	E113372-1	3	0	-4	80
MF310-523M-6-4	E113373-1	6	0	-4	80
MF310-523M-10-4	E113374-1	10	0	-4	80

Note :

The EMI filter model MF150 Series name have been updated to MF310-XXXM-X-X.

Product Selector

MF310 – X XXX –YY –ZZ



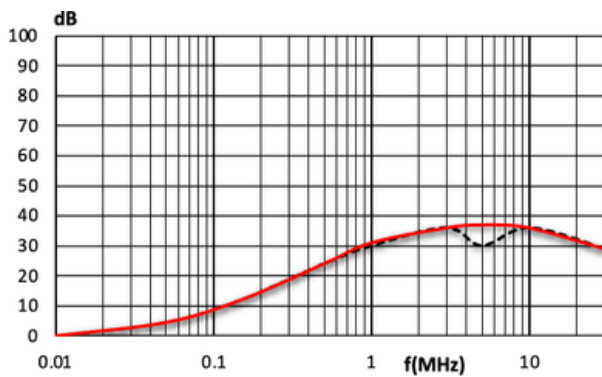
Insertion Loss: High Performance

..... Common mode ——— Differential Mode

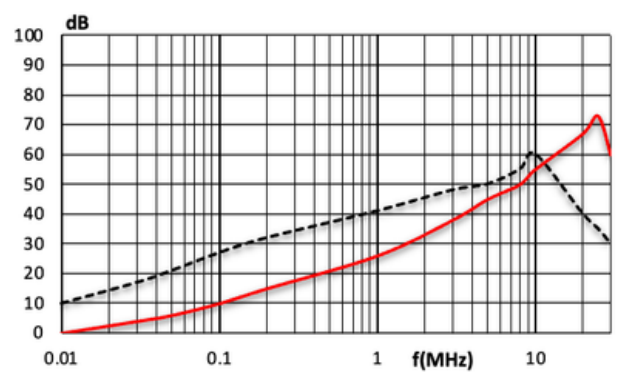
Per CISPR 17; asym=50Ω/50Ω sym=50Ω/50Ω

Standard Version

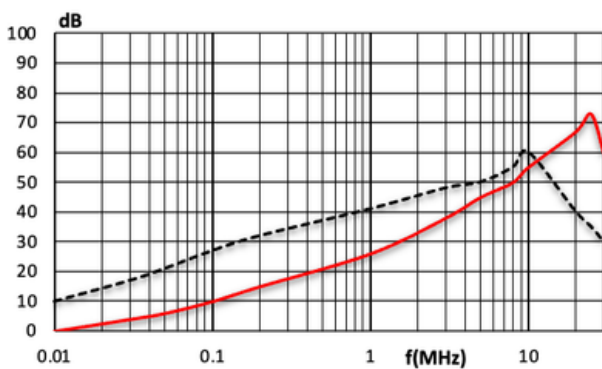
1A



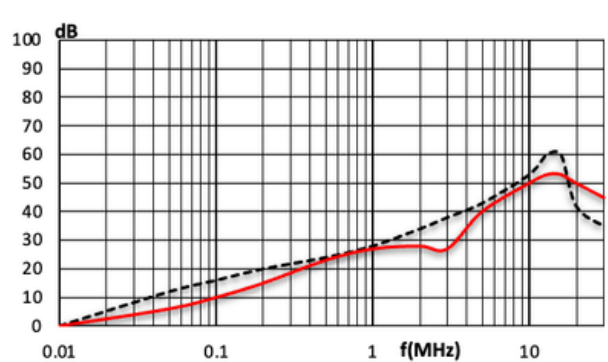
2A



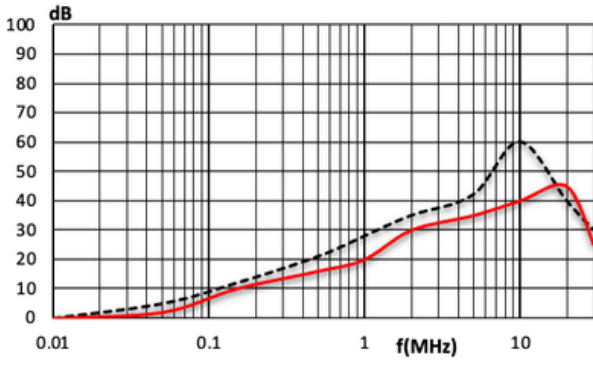
3A



6A

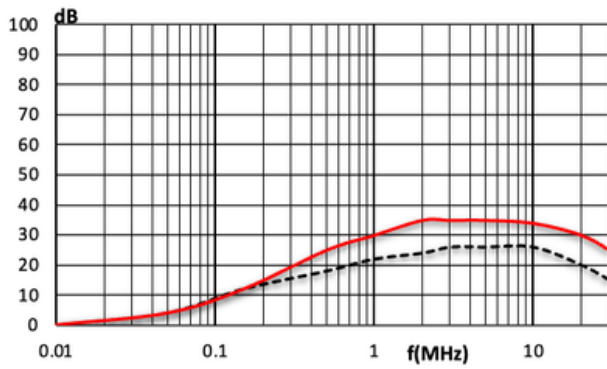


10A

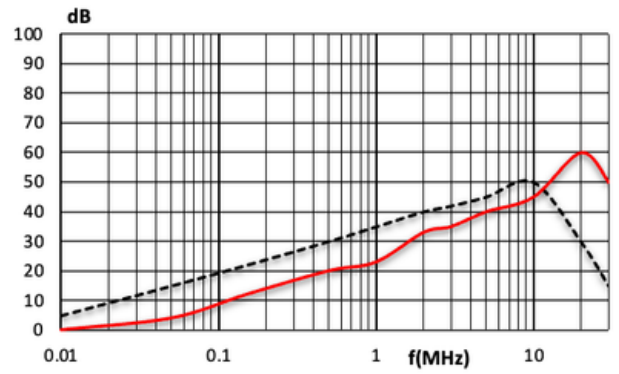


Safety Version

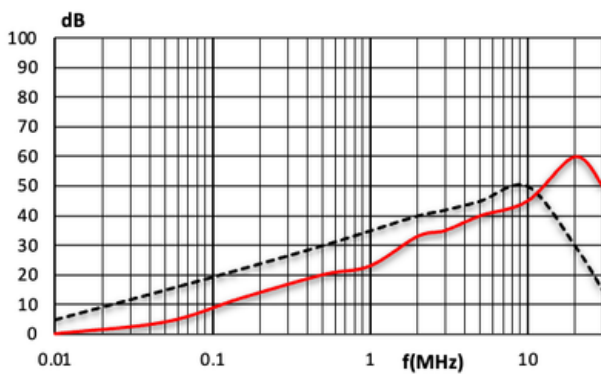
1A



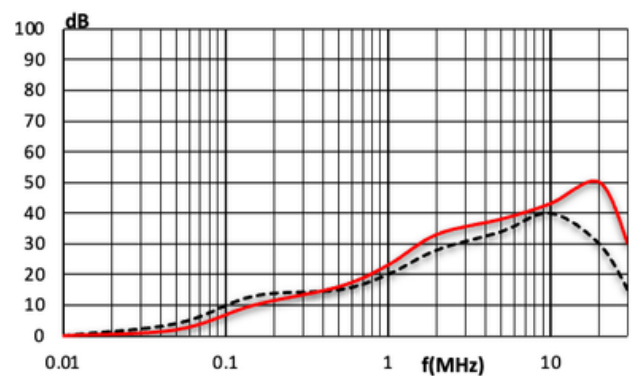
2A



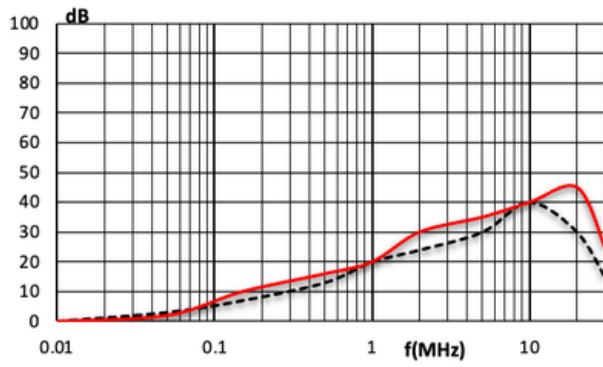
3A



6A

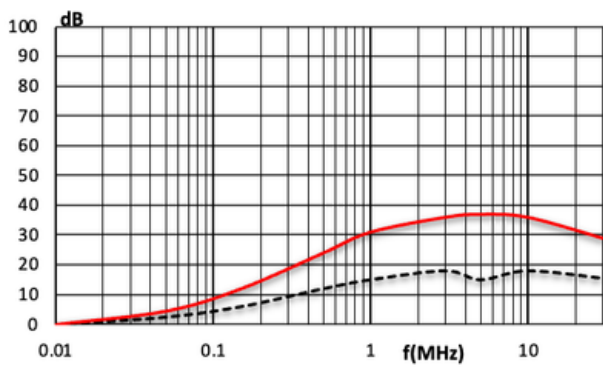


10A

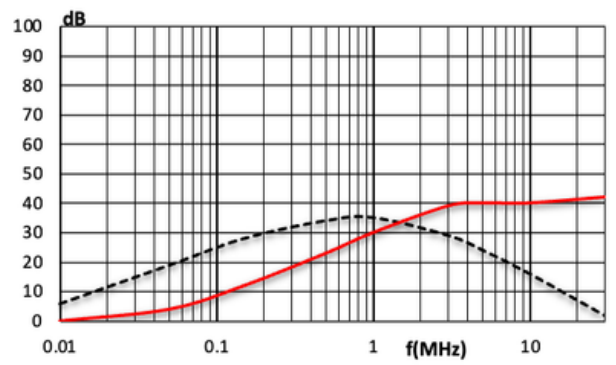


Medical Version

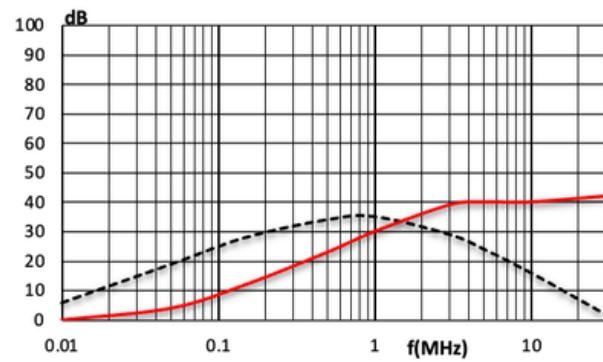
1A



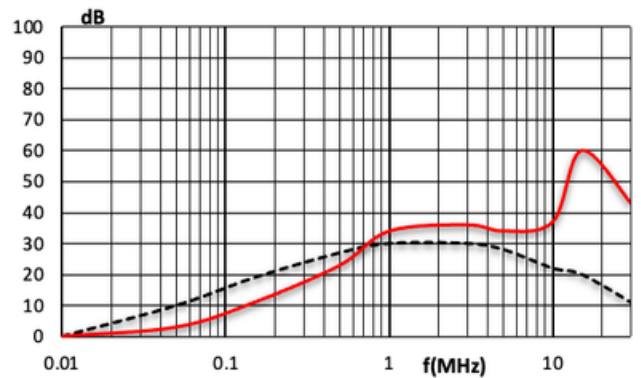
2A



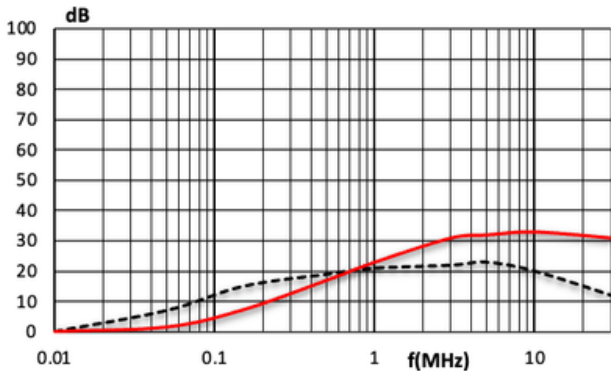
3A



6A



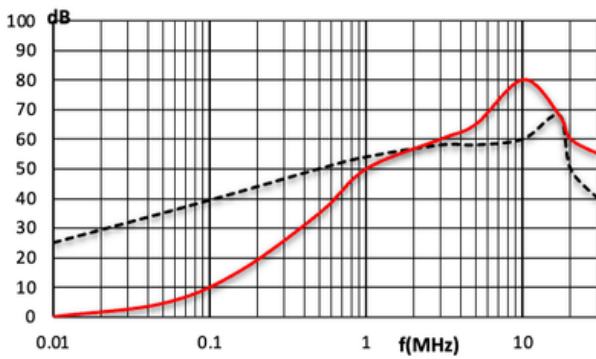
10A



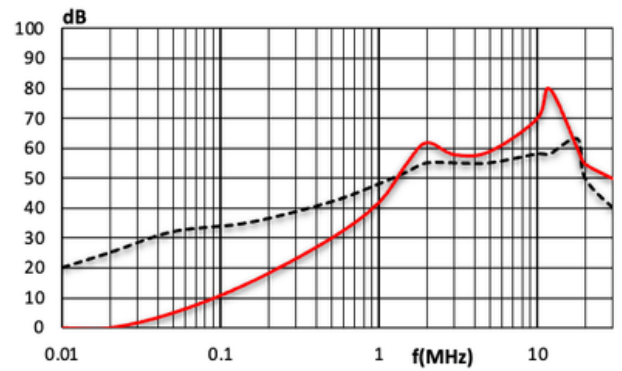
Insertion Loss: Very High Performance

Standard Version

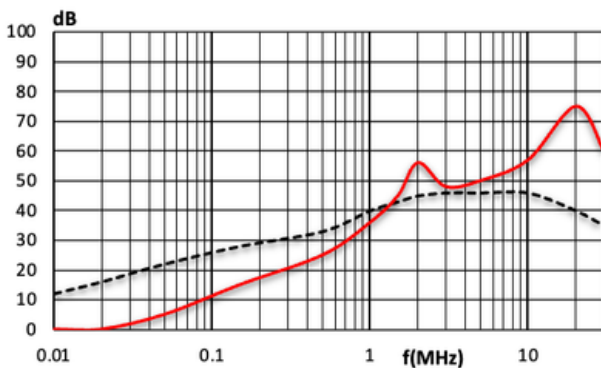
1A



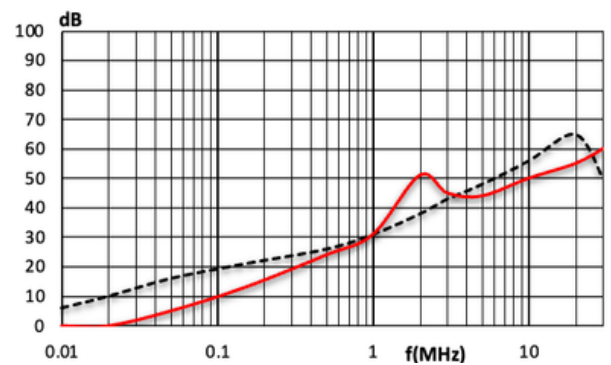
2A



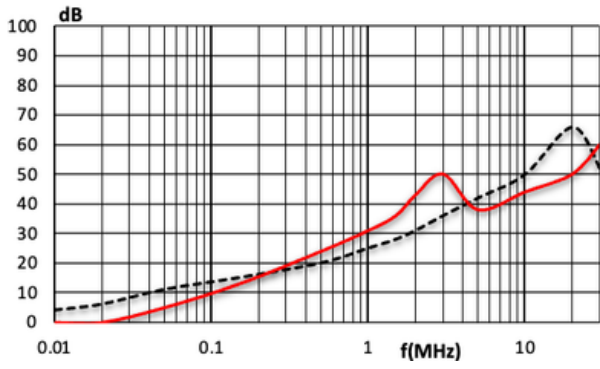
3A



6A

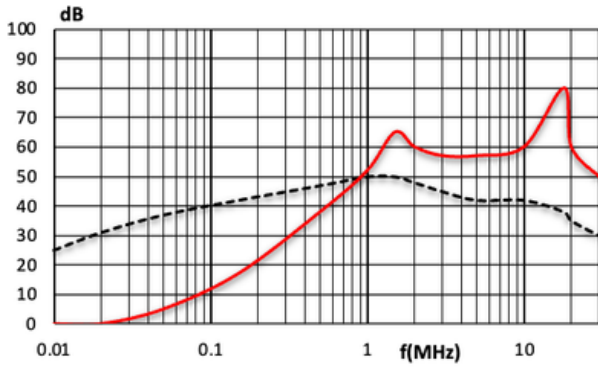


10A

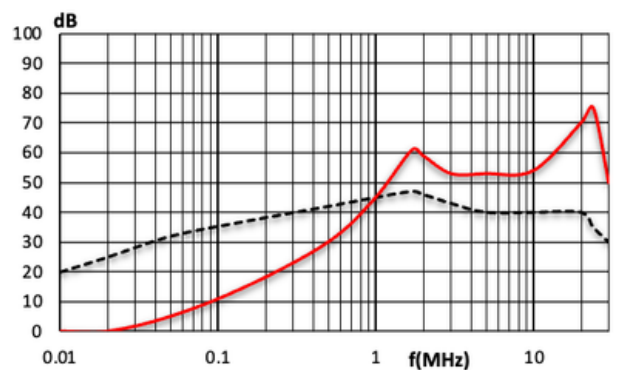


Safety Version

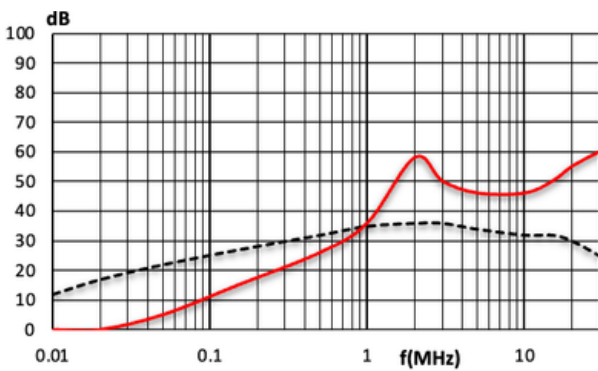
1A



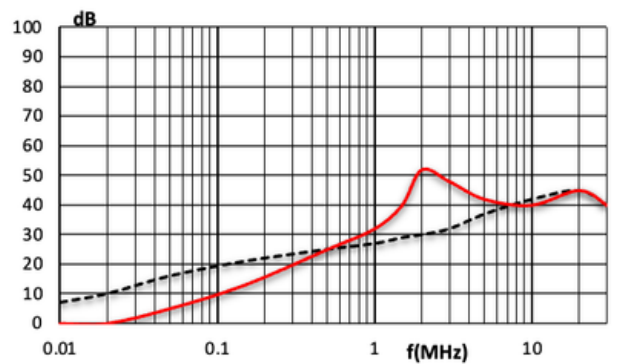
2A



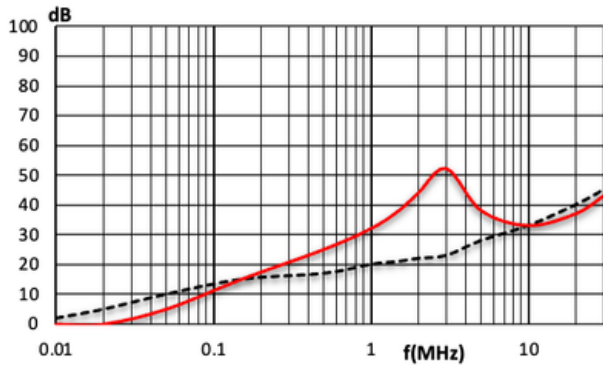
3A



6A

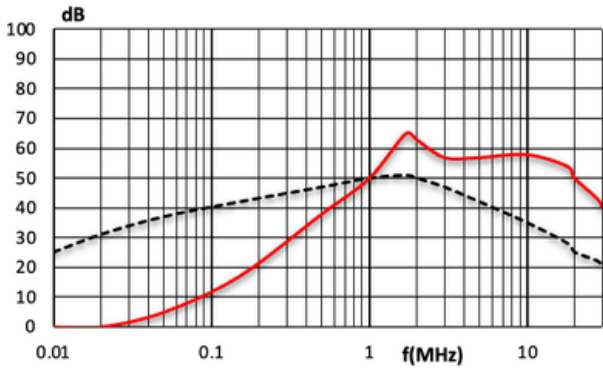


10A

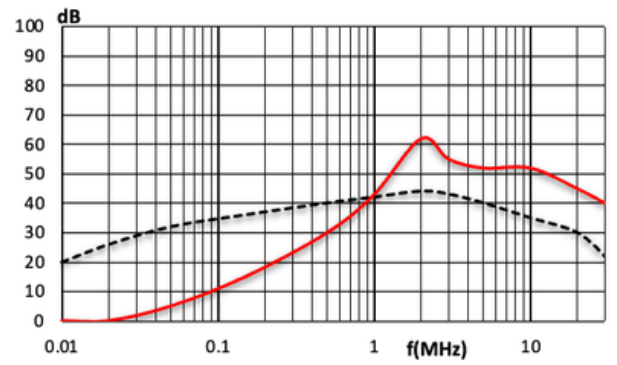


Medical Version

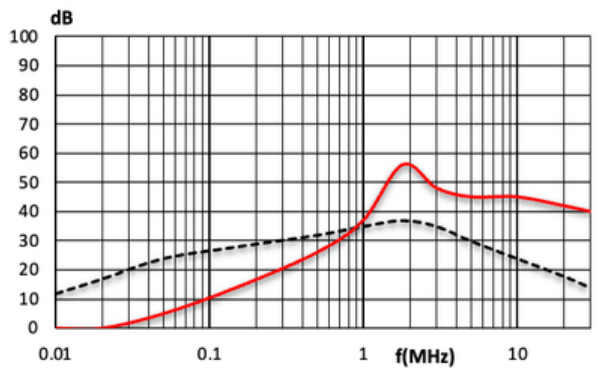
1A



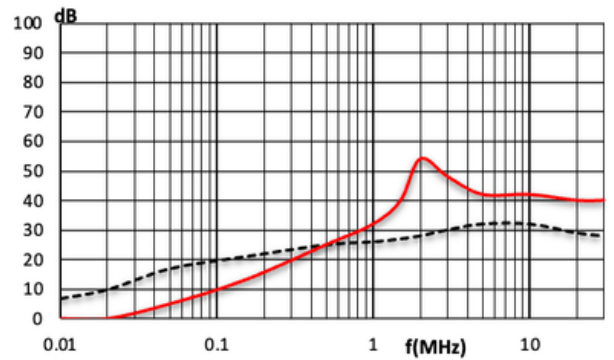
2A



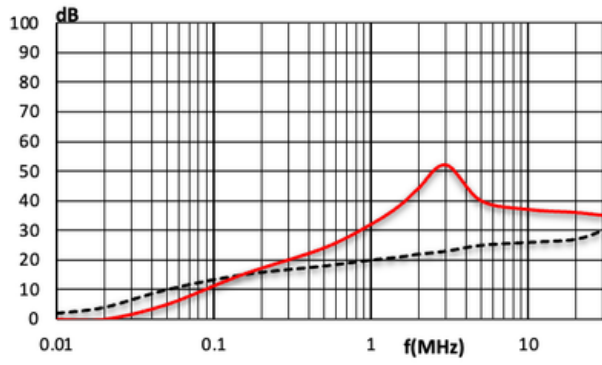
3A



6A

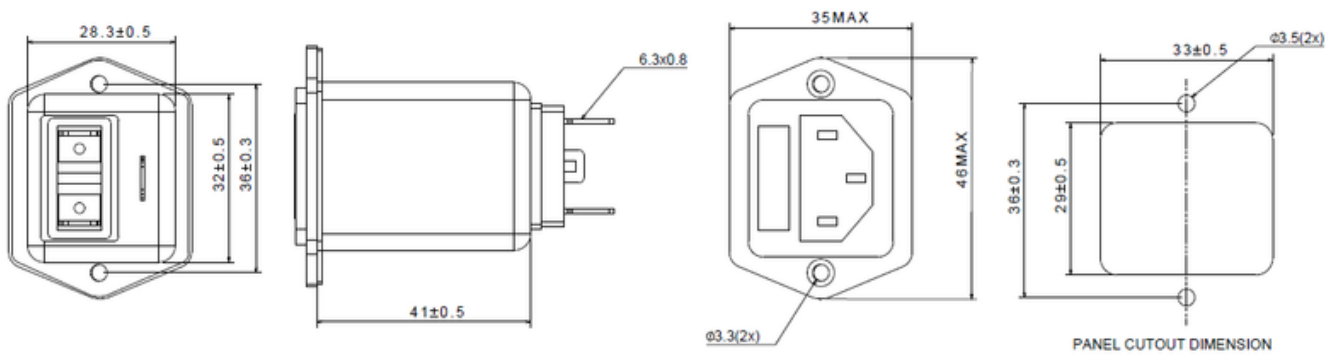


10A

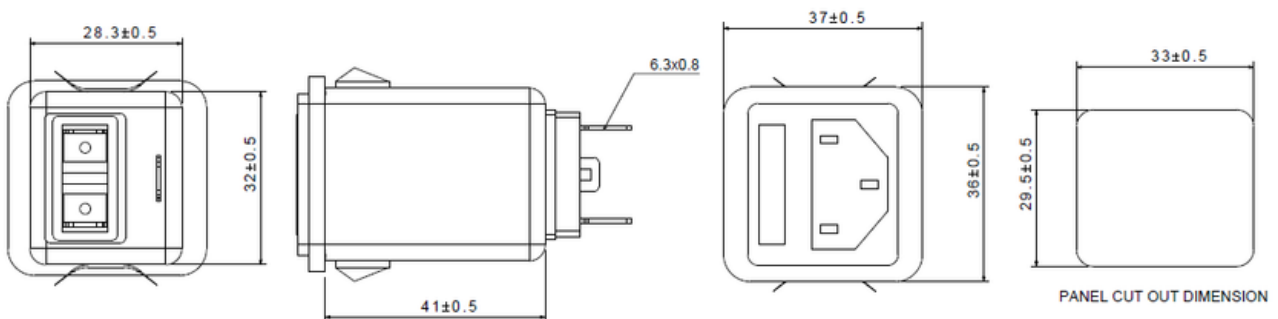


Mechanical Drawing:

Screw Mount 1 to 10A



Snap in Mount 1 to 10A



Note: All dimensions in mm; Tolerances according to ISO 2768-C